

**BLAIR**

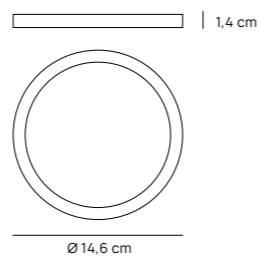
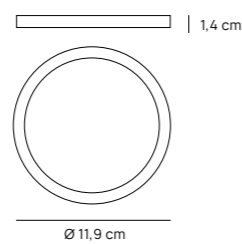
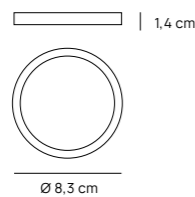
Pannello ad incasso tondo LED, con finitura bianca.  
Disponibile in sei dimensioni e dotato di selettore CCT per un facile cambio della temperatura della luce da calda a neutra.

**BLAIR**

LED recessed panel light - round, white.  
Available in six sizes and equipped with a CCT selector for easy change of light temperature from warm to neutral.



Codice   Code	VRD 40_03 BI	VRD 40_06 BI	VRD 40_09 BI
Colore   Color	<input type="checkbox"/> Bianco   White	<input type="checkbox"/> Bianco   White	<input type="checkbox"/> Bianco   White
Temperatura Colore - Lumen Color Temperature - Lumen	3000K - 155 lm 4000K - 175 lm	3000K - 341 lm 4000K - 364 lm	3000K - 533 lm 4000K - 574 lm
Potenza   Power	3 W	6 W	9 W
IP	20	20	20
Voltaggio   Voltage	AC 220 - 240 V	AC 220 - 240 V	AC 220 - 240 V
Frequenza   Frequency	50/60 Hz	50/60 Hz	50/60 Hz
Durata   Lifetime	> 30.000 h	> 30.000 h	> 30.000 h
Materiale   Material	Alluminio   Aluminium	Alluminio   Aluminium	Alluminio   Aluminium
Driver	Integrato   Integrated	Integrato   Integrated	Integrato   Integrated
Misure   Size	Ø 8,3 x h 1,4 cm	Ø 11,9 x h 1,4 cm	Ø 14,6 x h 1,4 cm
Foro   Cut out	Ø 7,5 cm	Ø 11 cm	Ø 13,5 cm
Angolo   Beam Angle	110°	110°	110°
PF	> 0,5	> 0,5	> 0,5
CRI	80	80	80
Peso   Weight	89 g	139 g	178 g
Master	50 pz	40 pz	20 pz



Codice   Code	VRD 40_12 BI	VRD 40_18 BI	VRD 40_24 BI
Colore   Color	<input type="checkbox"/> Bianco   White	<input type="checkbox"/> Bianco   White	<input type="checkbox"/> Bianco   White
Temperatura Colore - Lumen Color Temperature - Lumen	3000K - 785 lm 4000K - 799 lm	3000K - 1312 lm 4000K - 1439 lm	3000K - 1879 lm 4000K - 1946 lm
Potenza   Power	12 W	18 W	24 W
IP	20	20	20
Voltaggio   Voltage	AC 220 - 240 V	AC 220 - 240 V	AC 220 - 240 V
Frequenza   Frequency	50/60 Hz	50/60 Hz	50/60 Hz
Durata   Lifetime	> 30.000 h	> 30.000 h	> 30.000 h
Materiale   Material	Alluminio   Aluminium	Alluminio   Aluminium	Alluminio   Aluminium
Driver	Integrato   Integrated	Integrato   Integrated	Integrato   Integrated
Misure   Size	Ø 16,8 x h 1,4 cm	Ø 22 x 1,4 cm	Ø 29,3 x h 1,5 cm
Foro   Cut out	Ø 16 cm	Ø 20,5 cm	Ø 28 cm
Angolo   Beam Angle	110°	110°	110°
PF	> 0,5	> 0,5	> 0,5
CRI	80	80	80
Peso   Weight	232 g	365 g	432 g
Master	20 pz	20 pz	10 pz

