

Frame

design:
Dante Donegani
& Giovanni Lauda
year: 15 – 17

IT – La struttura è composta da due elementi in alluminio estruso: uno esterno a forma di anello e uno interno che permette la diffusione simmetrica della luce verso l'alto e verso il basso. Ispirata all'idea di una maniglia fissata a muro, Frame offre un'elevata performance luminosa.

EN – The structure consists of two extruded aluminium elements: an outer ring-shaped element and an inner one that allows the symmetrical diffusion of the light upwards and downwards. Inspired by the idea of a wall-mounted handle, Frame provides high light performance.



DE – Die Struktur besteht aus zwei stranggepressten Aluminiumelementen: einem äußeren, ringförmigen Element und einem inneren Element, das die symmetrische Abstrahlung des Lichts nach oben und unten gestattet. Frame inspiriert an einem an der Wand befestigten Griffs und bietet hohe Lichtausbeute.

FR – La structure se compose de deux éléments en aluminium extrudé: un élément externe en forme de bague et un élément interne qui permet une diffusion symétrique de la lumière vers le haut et vers le bas. Inspirée par l'idée d'une poignée fixée au mur, Frame garantit une performance lumineuse très élevée.

ES – La estructura está compuesta por dos elementos de aluminio extrudido: uno exterior con forma de anillo y otro interior que permite la difusión simétrica de la luz hacia arriba y hacia abajo. Frame, inspirada en la idea de una manija fijada en la pared, ofrece un elevado rendimiento luminoso.

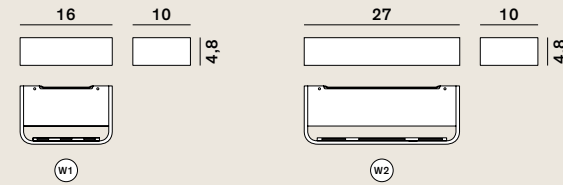


Frame



Frame: Wall

cod: W1, W2



up and down



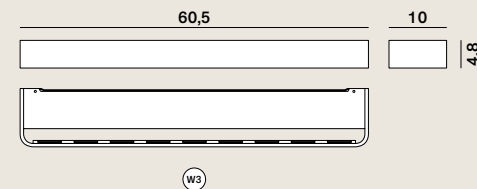
W1 W2

Light Source	MID POWER LED
Power (W1)	16 Watt
Power (W2)	29 Watt
Kelvin	2.700, 3.000
Dimmer (W2)	phase, dali, push
Lumen (W1)	1.600
Lumen (W2)	3.200
CRI	90

Class **A / A+ / A++**

Frame: Wall

cod: W3, W4



up and down



W3 W4

Light Source	MID POWER LED
Power (W3) (W4)	39 Watt
Kelvin	2.700, 3.000
Dimmer (W3) (W4)	phase, dali, push
Lumen (W3) (W4)	4.000
CRI	90


Class **A / A+ / A++**

Catalogue



White (matt)


Satin Collection (upon request)




Graphite



Silver



Black (matt)




Bronze

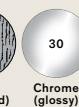


Champagne

Galvanic (upon request)



Nickel (brushed)



Chrome (glossy)

Metallic Collection (upon request)



Antique brass



Feltre delabrè



Copper delabrè



Gold delabrè