

# REM

Apparecchio per interni ed esterni costituito da:

- Corpo in alluminio pressofuso verniciato
- Diffusore in vetro satinato
- Parabola riflettente in alluminio
- Guarnizioni in EPDM
- Viti di chiusura in acciaio inox
- Verniciatura in polveri poliestere ad elevata resistenza ai raggi ultravioletti e alla corrosione

Indoor and outdoor luminaire constructed of:

- Painted die-cast aluminium structure
- Satin glass diffuser
- Aluminium reflector
- EPDM gaskets
- Stainless steel screws
- Painting using high resistance to UV and corrosion polyester powders



Colori - Colours


X=2  Bianco  
White

X=3  Nero  
Black

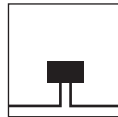
X=4  Silver

Diffusore - Diffuser

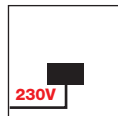
Codice-Code 00 1060



Installazione a parete  
Wall mounting



Doppia entrata cavi di alimentazione  
Double power supply cables input




L'apparecchio è fornito completo di alimentatore elettronico 220/240V 50/60Hz posizionato all'interno dell'apparecchio.  
The luminaire is supplied with a 220/240V 50/60Hz built-in power supply



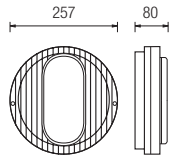
IK 03






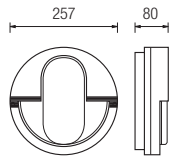
1060

<b>1060.00X</b>	LED	10W	E27		
<b>1060.66X</b>	LED	17W	2500 lm	4000 K	
<b>1060.67X</b>	LED	17W	2500 lm	3000 K	



1061

<b>1061.00X</b>	LED	10W	E27		
<b>1061.66X</b>	LED	17W	2500 lm	4000 K	
<b>1061.67X</b>	LED	17W	2500 lm	3000 K	



1062

<b>1062.00X</b>	LED	10W	E27		
<b>1062.66X</b>	LED	17W	2500 lm	4000 K	
<b>1062.67X</b>	LED	17W	2500 lm	3000 K	

