





LID WALL



LID



LID WALL

Segnapasso per installazione a parete a luce indiretta. Disponibile in due dimensioni BIG e MINI costituito da:

- Struttura in alluminio pressofuso verniciato
- Diffusore in vetro temperato
- Guarnizioni in silicone
- Viti di chiusura in acciaio inox
- Verniciatura in polveri poliestere ad elevata resistenza ai raggi ultravioletti e alla corrosione

Steplight wall luminaire. Available in two sizes BIG and MINI constructed of:

- Painted die-cast aluminium structure
- Tempered glass diffuser
- Silicon gaskets
- Stainless steel screws
- Painting using high resistance to UV and corrosion polyester powders



LID WALL STELO

Apparecchio per esterni costituito da:

- Corpo in alluminio pressofuso verniciato
- Palo in acciaio inox AISI 430 verniciato
- Diffusore in vetro satinato

Outdoor post luminaire constructed of:

- Painted die-cast aluminium body
- Painted stainless steel AISI 430 post
- Satin glass diffuser



Colori - Colours


X=9  Antracite / Anthracite

X=4  Silver


Cod. 3875

Fornito completo di cassaforma
The holder is enclosed


Classe energetica : vedi pag. 356
Energy class : see page 356



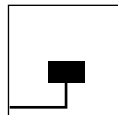
LID WALL
Installazione a parete
Wall mounting



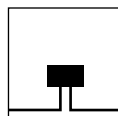
LID 503
Incasso a parete
Recessed wall version



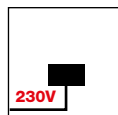
LID WALL STELO
Installazione a terra
Floor mounting



per/for cod. 3873-3876-3878
Entrata singola cavi di alimentazione
Single power supply cables input




per/for cod. 3870
Doppia entrata cavi di alimentazione
Double power supply cables input



LED
Led a tensione di rete 220/240V 50/60Hz.
Connessione diretta alla rete di alimentazione senza necessità di alimentatore.
LED's direct operation at 220/240V 50/60Hz.
No power supply is required.



IK 10



L'emissione di luce verso il basso è nel pieno rispetto delle leggi contro l'inquinamento luminoso.

The direct light emission is in full compliance with standard light pollution directives



CS 503 per/for cod. 3875
Cassaforma in tecnopolimero per vano ad incasso h mm 50 - 104x73
Technopolymer holder to be recessed into the wall h mm 50 -104x73

LID WALL

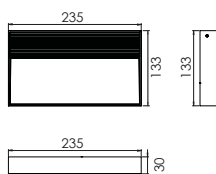
LID WALL



3870 BIG

LID WALL BIG

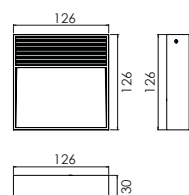
3870.66X	LED	13W	1510 lm	4000 K
3870.67X	LED	13W	1410 lm	3000 K



3873 MINI


LID WALL MINI

3873.66X	LED	5W	580 lm	4000 K
3873.67X	LED	5W	540 lm	3000 K



LID 503

LID 503

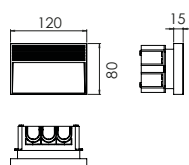


3875

LID 503

Segnapasso a parete a luce indiretta per scatola normalizzata 503 da murare
Steplight wall recessed luminaire in normalized plastic box 503

3875.66X	LED	5W	580 lm	4000 K
3875.67X	LED	5W	540 lm	3000 K



LID WALL STELO

LID WALL STELO

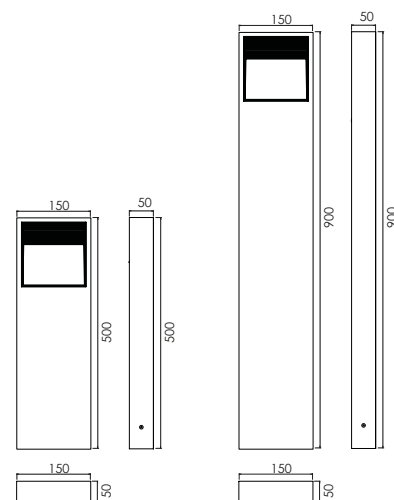


3876 H 500

3878 H 900

3876.66X	LED	5W	580 lm	4000 K
3876.67X	LED	5W	540 lm	3000 K

3878.66X	LED	5W	580 lm	4000 K
3878.67X	LED	5W	540 lm	3000 K



LID

Apparecchio da incasso a parete a luce indiretta costituito da:

- Corpo in alluminio pressofuso verniciato
- Diffusore in vetro temperato
- Parabola riflettente in alluminio
- Guarnizioni in silicone
- Viti di chiusura in acciaio inox
- Cassaforma a muro in tecnopolimero
- Verniciatura in polveri poliesteri ad elevata resistenza ai raggi ultravioletti e alla corrosione

Indirect light recessed wall luminaire constructed of:

- Painted die-cast aluminium body
- Tempered glass diffuser
- Aluminium reflector
- Silicon gaskets
- Stainless steel screws
- Technopolymer wall holder
- Painting using high resistance to UV and corrosion polyester powders



LID STELO

Apparecchio per esterni costituito da:

- Corpo in alluminio pressofuso verniciato
- Palo in alluminio estruso verniciato
- Diffusore in vetro satinato

Outdoor post luminaire constructed of:

- Painted die-cast aluminium body
- Painted extruded aluminium post
- Satin glass diffuser



Colori - Colours

X=9  Antracite
Anthracite

X=4  Silver

Diffusore - Diffuser

Codice-Code 00 3070 - 00 3071
00 3072 - 00 3073
00 3074 - 00 3079

Le lampadine vengono fornite solo su richiesta


Bulbs supplied only on request

Gli apparecchi vengono forniti completi di cassaforma


The holder is enclosed to the luminaire

Classe energetica : vedi pag. 356

Energy class : see page 356



LID
Incasso a parete
Recessed wall version




L'emissione di luce verso il basso è nel pieno rispetto delle leggi contro l'inquinamento luminoso.

The direct light emission is in full compliance with standard light pollution directives

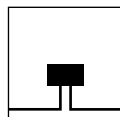


La cassaforma deve essere installata a filo muro.

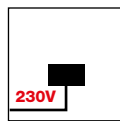
Holder must be recessed flush with the wall surface



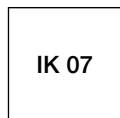
LID STELO
Installazione a terra
Floor mounting



Doppia entrata cavi di alimentazione
Double power supply cables input



LED
Led a tensione di rete 220/240V 50/60Hz.
Connessione diretta alla rete di alimentazione senza necessità di alimentatore.
LED's direct operation at 220/240V 50/60Hz.
No power supply is required.



IK 07



IK 10

LID

LID STELO



CS 30 per/for cod. 3070 - 3071 - 3072
Cassaforma in tecnopolimero per vano ad incasso h mm 112 - 143x244
Technopolymer holder to be recessed into the wall h mm 112 - 143x244



CS 73 per/for cod. 3073
Cassaforma in tecnopolimero per vano ad incasso h mm 61 - 132x132
Technopolymer holder to be recessed into the wall h mm 61 - 132x132

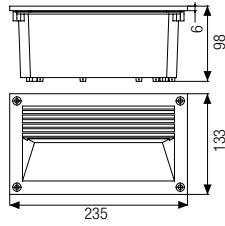


CS 79 per/for cod. 3074 - 3079
Cassaforma in tecnopolimero per vano ad incasso h mm 55 - 128x70
Technopolymer holder to be recessed into the wall h mm 55 - 128x70




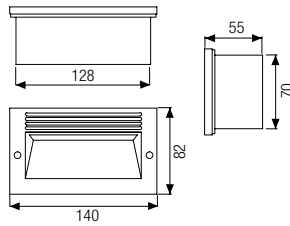
3070

3070.95X	 TC-D	26W	G24 d-3	
3070.55X	LED	13W	1790 lm	4000 K
3070.56X	LED	13W	1790 lm	3000 K



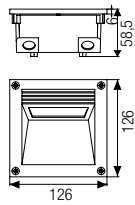
3074

3074.14X	 QT14 Halopin	40W	G9	
3074.66X	LED	4W	420 lm	4000 K
3074.67X	LED	4W	400 lm	3000 K



3073

3073.14X	 QT14 Halopin	40W	G9	
3073.66X	LED	4W	420 lm	4000 K
3073.67X	LED	4W	400 lm	3000 K

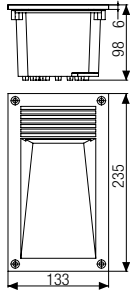


LID





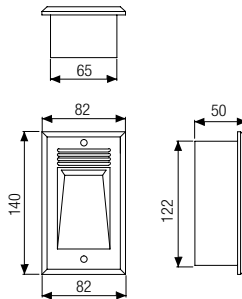
3071

3071.66X	LED	8,7W	1120 lm	4000 K
3071.67X	LED	8,7W	1050 lm	3000 K



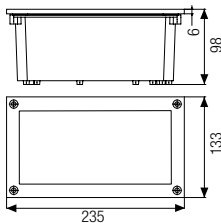
3079

3079.14X		QT14 Halopin	40W	G9
3079.66X	LED		4W	420 lm
3079.67X	LED		4W	400 lm



3072

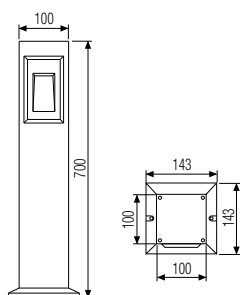
3072.00X		A60	60W	E27
3072.55X	LED		9W	1240 lm
3072.56X	LED		9W	1160 lm





3179 H 700

3179.14X	 QT14 Halopin 60W	G9
3179.66X	LED	4W 420 lm 4000 K
3179.67X	LED	4W 400 lm 3000 K



3178 H 500

3178.14X	 QT14 Halopin 60W	G9
3178.66X	LED	4W 420 lm 4000 K
3178.67X	LED	4W 400 lm 3000 K

