

LEM

Apparecchio per interni ed esterni costituito da:

- Corpo in alluminio pressofuso verniciato
- Diffusore in vetro satinato o in policarbonato opale
- Parabola riflettente in alluminio
- Guarnizioni in EPDM
- Viti di chiusura in acciaio inox
- Verniciatura in polveri poliesteri ad elevata resistenza ai raggi ultravioletti e alla corrosione

Indoor and outdoor luminaire constructed of:

- Painted die-cast aluminium structure
- Satin glass or opal polycarbonate diffuser
- Aluminium reflector
- EPDM gaskets
- Stainless steel screws
- Painting using high resistance to UV and corrosion polyester powders



Colori - Colours

- X=2 Bianco
White
- X=3 Nero
Black
- X=9 Antracite
Anthracite
- X=4 Silver

Diffusore - Diffuser

per/for LEM ROUND MINI
Codice-Code 00 861
Vetro/Glass


per/for LEM ROUND
Codice-Code 00 1000
Vetro/Glass

Codice-Code 08 1000
Policarbonato/Polycarbonate

per/for LEM MAXI
Codice-Code 00 859
Vetro/Glass

Codice-Code 08 859
Policarbonato/Polycarbonate

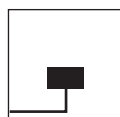
per/for LEM OVAL
Codice-Code 00 1006
Vetro/Glass



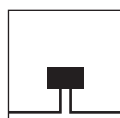
Installazione a parete
Wall mounting



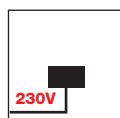
Installazione a soffitto
Ceiling mounting



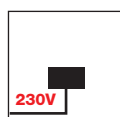
LEM MINI / OVAL
Entrata singola cavi di alimentazione
Single power supply cables input



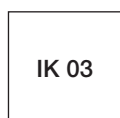
LEM MAXI / ROUND
Doppia entrata cavi di alimentazione
Double power supply cables input




LED - Cod. 1003 - 1004 - 1005 - 1006 - 1007 - 1008
8010 - 8011 - 8012
Led a tensione di rete 230/240V 50/60Hz.
Connessione diretta alla rete di alimentazione
senza necessità di alimentatore.
LED's direct operation at 230/240V 50/60Hz.
No power supply is required.



LED - Cod. 1000 - 1001 - 1002
L'apparecchio è fornito completo di
alimentatore elettronico 220/240V 50/60Hz posi-
zionato all'interno dell'apparecchio.
The luminaire is supplied with a 220/240V 50/60Hz
built-in power supply.



Diffusore vetro
Glass diffuser



Diffusore policarbonato
Polycarbonate diffuser



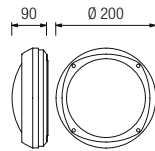
1003 Ø 200
1000 Ø 270

Disponibile solo con diffusore in vetro satinato.
Available only with satin glass diffuser.

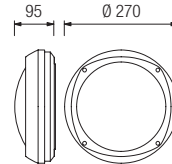
1003.00X	LED	8W	E27	
1003.45X	LED	8,7W	1120 lm	4000 K
1003.46X	LED	8,7W	1050 lm	3000 K

Disponibile con diffusore in vetro satinato o in polycarbonato.
Available with satin glass or polycarbonate diffuser.

1000.00X	LED	10W	E27	
1000.66X	LED	17W	2300 lm	4000 K
1000.67X	LED	17W	2300 lm	3000 K



Cod. 1003



Cod. 1000



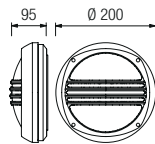
1004 Ø 200
1001 Ø 270

Disponibile solo con diffusore in vetro satinato.
Available only with satin glass diffuser.

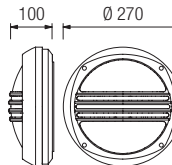
1004.00X	LED	8W	E27	
1004.45X	LED	8,7W	1120 lm	4000 K
1004.46X	LED	8,7W	1050 lm	3000 K

Disponibile con diffusore in vetro satinato o in polycarbonato.
Available with satin glass or polycarbonate diffuser.

1001.00X	LED	10W	E27	
1001.66X	LED	17W	2300 lm	4000 K
1001.67X	LED	17W	2300 lm	3000 K



Cod. 1004



Cod. 1001



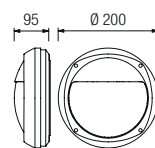
1005 Ø 200
1002 Ø 270

Disponibile solo con diffusore in vetro satinato.
Available only with satin glass diffuser.

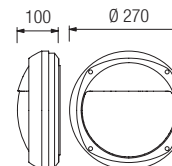
1005.00X	LED	7W	E27	
1005.45X	LED	8,7W	1120 lm	4000 K
1005.46X	LED	8,7W	1050 lm	3000 K

Disponibile con diffusore in vetro satinato o in polycarbonato.
Available with satin glass or polycarbonate diffuser.

1002.00X	LED	10W	E27	
1002.66X	LED	17W	2300 lm	4000 K
1002.67X	LED	17W	2300 lm	3000 K



Cod. 1005



Cod. 1002

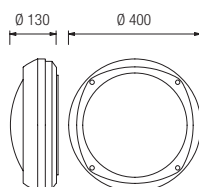
LEM MAXI



8010

Disponibile con diffusore in vetro satinato o in **polycarbonato**.
Available with satin glass or **polycarbonate** diffuser.

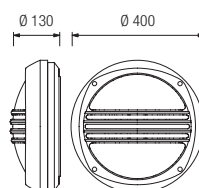
8010.00X	LED	2x12W	E27	
8010.66X	LED	21,6W	2500 lm	4000 K
8010.67X	LED	21,6W	2500 lm	3000 K



8011

Disponibile con diffusore in vetro satinato o in **polycarbonato**.
Available with satin glass or **polycarbonate** diffuser.

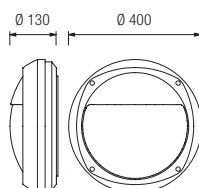
8011.00X	LED	2x12W	E27	
8011.66X	LED	21,6W	2500 lm	4000 K
8011.67X	LED	21,6W	2500 lm	3000 K



8012

Disponibile con diffusore in vetro satinato o in **polycarbonato**.
Available with satin glass or **polycarbonate** diffuser.

8012.00X	LED	2x12W	E27	
8012.66X	LED	21,6W	2500 lm	4000 K
8012.67X	LED	21,6W	2500 lm	3000 K

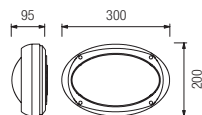




1006

Disponibile solo con diffusore in vetro satinato.
Available only with satin glass diffuser.

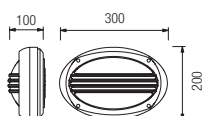
1006.00X	LED	10W	E27
1006.55X	LED	13W	1790 lm 4000 K
1006.56X	LED	13W	1790 lm 3000 K



1007

Disponibile solo con diffusore in vetro satinato.
Available only with satin glass diffuser.

1007.00X	LED	10W	E27
1007.55X	LED	13W	1790 lm 4000 K
1007.56X	LED	13W	1790 lm 3000 K



1008

Disponibile solo con diffusore in vetro satinato.
Available only with satin glass diffuser.

1008.00X	LED	10W	E27
1008.55X	LED	13W	1790 lm 4000 K
1008.56X	LED	13W	1790 lm 3000 K

