

HALF

Apparecchio per esterni a parete o a soffitto.

Disponibile in due dimensioni:

HALF 130

HALF 150

È costituito da:

- Corpo in alluminio estruso e in alluminio pressofuso verniciato
- Diffusore in vetro temperato
- Parabola riflettente in alluminio
- Guarnizioni in silicone
- Viti di chiusura in acciaio inox
- Verniciatura in polveri poliestere ad elevata resistenza ai raggi ultravioletti e alla corrosione

Outdoor wall or ceiling luminaire available in 2 different sizes:

HALF 130

HALF 150

It is constructed of:

- Extruded or die-casted aluminium body
- Tempered glass diffuser
- Aluminium reflector
- Silicon gaskets
- Stainless steel screws
- Painting using high resistance to UV and corrosion polyester powders



Colori - Colours

X=9  Antracite
Anthracite

X=4  Silver


Diffusore - Diffuser

Codice-Code 00 7012

00 7014

00 7017

00 7027



Cod. 7011 - 7012 - 7013 - 7014

Installazione a parete

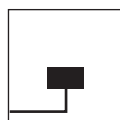
Wall mounting



Cod. 7017 - 7027

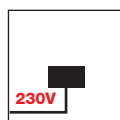
Installazione a soffitto

Ceiling mounting



Entrata singola cavi di alimentazione

Single power supply cables input



LED per/for cod. 7017 - 7027

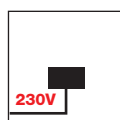
Led a tensione di rete 220/240V 50/60Hz.

Connessione diretta alla rete di alimentazione

senza necessità di alimentatore.

LED's direct operation at 220/240V 50/60Hz.

No power supply is required.



LED per/for cod. 7011 - 7012 - 7013 - 7014

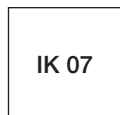
L'apparecchio è fornito completo di

alimentatore elettronico 220/240V 50/60Hz


posizionato all'interno dell'apparecchio.

The luminaire is supplied with a 220/240V 50/60Hz

built-in power supply.



IK 07





7011 - 7012 HALF 130



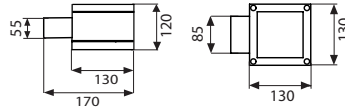
Monodirezionale - Mono direction light

7011.45X	LED	8W	1400 lm	4000 K
7011.46X	LED	8W	1400 lm	3000 K




Bidirezionale - Double direction light

7012.45X	LED	2x8W	2x1400 lm	4000 K
7012.46X	LED	2x8W	2x1400 lm	3000 K

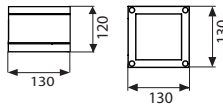


7017 HALF 130
a soffitto/ceiling mounting



Monodirezionale - Mono direction light

7017.45X	LED	8,7W	1120 lm	4000 K
7017.46X	LED	8,7W	1050 lm	3000 K



7013 - 7014 HALF 150



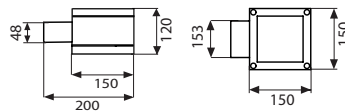
Monodirezionale - Mono direction light

7013.45X	LED	8W	1400 lm	4000 K
7013.46X	LED	8W	1400 lm	3000 K




Bidirezionale - Double direction light

7014.45X	LED	2x8W	2x1400 lm	4000 K
7014.46X	LED	2x8W	2x1400 lm	3000 K



7027 HALF 150
a soffitto/ceiling mounting



Monodirezionale - Mono direction light

7027.45X	LED	17,6W	2270 lm	4000 K
7027.46X	LED	17,6W	2125 lm	3000 K

