

DUNE

Apparecchio per interni ed esterni costituito da:

- Corpo in alluminio pressofuso verniciato
- Palo in alluminio estruso
- Diffusore in vetro satinato
- Parabola riflettente in alluminio
- Guarnizioni in EPDM
- Viti di chiusura in acciaio inox
- Verniciatura in polveri poliesteri ad elevata resistenza ai raggi ultravioletti e alla corrosione

Indoor and outdoor luminaire constructed of:

- Painted die-cast aluminium body
- Extruded aluminium post
- Internally satin glass diffuser
- Aluminium reflector
- EPDM gaskets
- Stainless steel screws
- Painting using high resistance to UV and corrosion polyester powders



DUNE STELO

Apparecchio per esterni costituito da:

- Corpo in alluminio pressofuso verniciato
- Palo in alluminio estruso verniciato
- Diffusore in vetro

Outdoor post luminaire constructed of:

- Painted die-cast aluminium body
- Painted extruded aluminium post
- Glass diffuser



Colori - Colours

X=9  Antracite
Anthracite

X=4  Silver


Diffusore - Diffuser

Codice-Code 00 5020


Le lampadine vengono fornite solo su richiesta

Bulbs supplied only on request


Classe energetica : vedi pag. 356
Energy class : see page 356



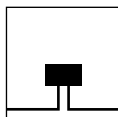
Cod. 5020 - 5030
Installazione a parete
Wall mounting



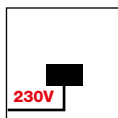
Cod. 5020
Installazione a soffitto
Ceiling mounting



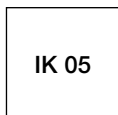
DUNE STELO
Installazione a terra
DUNE POST
Floor mounting



Doppia entrata cavi di alimentazione
Double power supply cables input



LED
Led a tensione di rete 220/240V 50/60Hz.
Connessione diretta alla rete di alimentazione senza necessità di alimentatore.
LED's direct operation at 220/240V 50/60Hz.
No power supply is required.



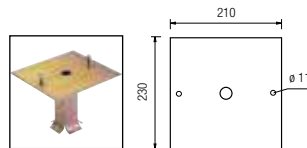
IK 05

OPTIONAL Cod. CP 20

Per/for 5021 - 5022

Flangia: accessorio per palo.

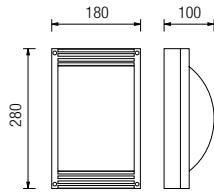
Flange: accessory for post.





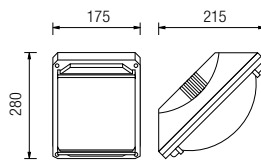
5020

5020.00X		A60	100W	E27
5020.95X		TC-D	26W	G24 d-3
5020.55X	LED		13W	1790 lm 4000 K
5020.56X	LED		13W	1790 lm 3000 K



5030

5030.00X		A60	100W	E27
5030.95X		TC-D	26W	G24 d-3
5030.55X	LED		13W	1790 lm 4000 K
5030.56X	LED		13W	1790 lm 3000 K

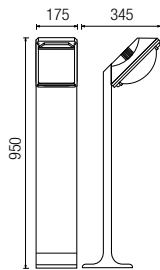


DUNE STELO



5031 H 950

5031.00X		A60	100W	E27
5031.95X		TC-D	26W	G24 d-3
5031.55X	LED		13W	1790 lm 4000 K
5031.56X	LED		13W	1790 lm 3000 K



5031

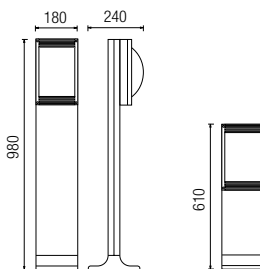


5021 H 980

5022 H 610

5021.00X		A60	100W	E27
5021.95X		TC-D	26W	G24 d-3
5021.55X	LED		13W	1790 lm 4000 K
5021.56X	LED		13W	1790 lm 3000 K

5022.00X		A60	100W	E27
5022.95X		TC-D	26W	G24 d-3
5022.55X	LED		13W	1790 lm 4000 K
5022.56X	LED		13W	1790 lm 3000 K



5021

5022