

# DINA

**Apparecchio da incasso a soffitto  
costituito da:**

- Dissipatore in alluminio
- Anello in alluminio pressofuso verniciato
- Vetro di sicurezza trasparente
- Riflettore in alluminio satinato ad alta resa luminosa
- Sistema di fissaggio a molle
- Viti di chiusura in acciaio inox
- Verniciatura in polveri poliestere ad elevata resistenza ai raggi ultravioletti e alla corrosione

**Recessed ceiling luminaire  
constructed of:**

- Housing: aluminium profile designed as a heat sink
- Die-cast painted aluminium cover plate
- Transparend safety glass
- Satin-matt faceted aluminium reflector with high luminous efficiency
- Spring fastening system
- Stainless steel screws
- Painting using high resistance to UV and corrosion polyester powders



**Colori - Colours**

**X=2**  Bianco  
White

**Diffusore - Diffuser**


**Codice-Code 00 1510**

**Codice-Code 00 1511**

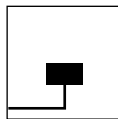
**Codice-Code 00 1512**

**Classe energetica : vedi pag. 356**

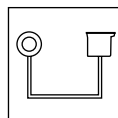
Energy class : see page 356



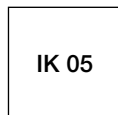
**Incasso a soffitto**  
Recessed ceiling version



**Entrata singola cavi di alimentazione**  
Single power supply cables input



**LED**  
**L'apparecchio necessita di alimentatore remoto elettronico (fornito)**  
The luminaire needs a remote power supplier (supplied)



**IK 05**



**1510** MINI  
**1511** MIDI  
**1512** MAXI

**MINI**

● <b>1510.192</b>	LED COB	20W	2000 lm	4000 K	52°
● <b>1510.172</b>	LED COB	20W	1900 lm	3000 K	52°

**MIDI**

● <b>1511.192</b>	LED COB	28W	2900 lm	4000 K	64°
● <b>1511.172</b>	LED COB	28W	2800 lm	3000 K	66°

**MAXI**

● <b>1512.192</b>	LED COB	36W	3500 lm	4000 K	90°
● <b>1512.172</b>	LED COB	36W	3350 lm	3000 K	90°

● Con trasformatore remoto fornito / Remote power supply delivered

