

BLITZ QUAD

Apparecchio a sezione quadrata a parete o a soffitto per esterni a uno o a due fasci luminosi; è disponibile in diverse dimensioni. È costituito da:

- Corpo in alluminio estruso e in alluminio pressofuso verniciato
- Diffusore in vetro temperato
- Parabola riflettente in alluminio
- Guarnizioni in silicone
- Viti di chiusura in acciaio inox
- Verniciatura in polveri poliestere ad elevata resistenza ai raggi ultravioletti e alla corrosione

One or two light beams outdoor wall or ceiling square section luminaire available in different sizes. It is constructed of:

- Extruded and die-casted aluminium body
- Tempered glass diffuser
- Aluminium reflector
- Silicon gaskets
- Stainless steel screws
- Painting using high resistance to UV and corrosion polyester powders




Colori - Colours

X=9  Anthracite
Anthracite

X=4  Silver

Diffusore - Diffuser

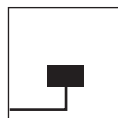
Codice-Code 00 9015
00 9025
00 9085
00 9095



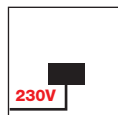
Installazione a parete
Wall mounting



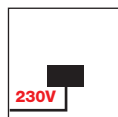
Cod. 9087 - 9097
Installazione a soffitto
Ceiling mounting



Entrata singola cavi di alimentazione
Single power supply cables input



LED BLITZ QUAD 80 - 100 - 150
 130 Cod. 9094 - 9095 - 9097
Led a tensione di rete 220/240V 50/60Hz.
Connessione diretta alla rete di alimentazione
senza necessità di alimentatore.
LED's direct operation at 220/240V 50/60Hz.
No power supply is required.



LED Cod. 9098 - 9099
L'apparecchio è fornito completo di
alimentatore elettronico 220/240V 50/60Hz
posizionato all'interno dell'apparecchio.
The luminaire is supplied with a 220/240V 50/60Hz
built-in power supply.



IK 07



Lampadina LED GU10 IP20 dimmerabile
LED GU10 IP20 dimmable bulb



Lampadina LED PAR30 IP65 dimmerabile
LED PAR30 IP65 dimmable bulb



9015 - 9016 \square 80



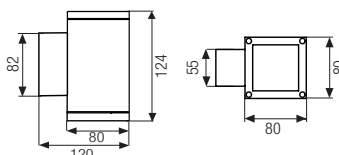
Monodirezionale - Mono direction light

9015.66X	LED	4W	510 lm	4000 K
9015.67X	LED	4W	500 lm	3000 K
• 9015.05X	LED GU10	4,9W	560 lm	4000 K
• 9015.06X	LED GU10	4,9W	560 lm	3000 K



Bidirezionale - Double direction light

9016.66X	LED	2x4W	2x510 lm	4000 K
9016.67X	LED	2x4W	2x500 lm	3000 K



9017 - 9018 \square 80



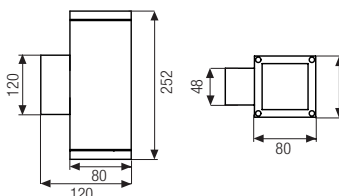
Monodirezionale - Mono direction light

9017.66X	LED	4W	510 lm	4000 K
9017.67X	LED	4W	500 lm	3000 K
• 9017.05X	LED GU10	4,9W	560 lm	4000 K
• 9017.06X	LED GU10	4,9W	560 lm	3000 K



Bidirezionale - Double direction light

9018.66X	LED	2x4W	2x510 lm	4000 K
9018.67X	LED	2x4W	2x500 lm	3000 K
• 9018.05X	LED GU10	2x4,9W	2x560 lm	4000 K
• 9018.06X	LED GU10	2x4,9W	2x560 lm	3000 K

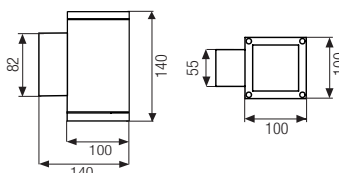


9085 \square 100



Monodirezionale - Mono direction light

9085.45X	LED	8,7W	1120 lm	4000 K
9085.46X	LED	8,7W	1050 lm	3000 K
• 9085.05X	LED GU10	4,9W	560 lm	4000 K
• 9085.06X	LED GU10	4,9W	560 lm	3000 K

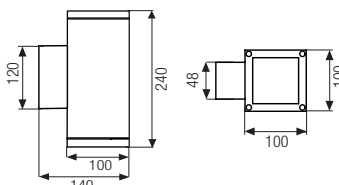


9088 \square 100



Bidirezionale - Double direction light

9088.45X	LED	2x8,7W	2x1120 lm	4000 K
9088.46X	LED	2x8,7W	2x1050 lm	3000 K
• 9088.05X	LED GU10	2x4,9W	2x560 lm	4000 K
• 9088.06X	LED GU10	2x4,9W	2x560 lm	3000 K



- L'apparecchio viene fornito completo di lampadina
Bulb enclosed with the luminaire

BLITZ QUAD LED □130

BLITZ QUAD LED □130

BLITZ QUAD LED è disponibile in varie ottiche : 16°, 40°, 74°.
 BLITZ QUAD LED is available in various optics : 16°, 40°, 74°.

BLITZ QUAD LED dispone di circuiti LED basculanti ± 15°.
 BLITZ QUAD LED provided with tiltable ± 15° LED module.

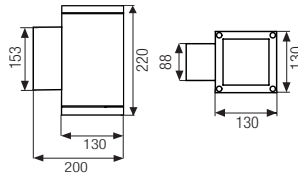


9098 □130



Bidirezionale - Double direction light

9098.66.16X	LED COB	2x15,6W	2x2620 lm	4000 K	16°
9098.67.16X	LED COB	2x15,6W	2x2520 lm	3000 K	16°
9098.66.40X	LED COB	2x15,6W	2x2620 lm	4000 K	40°
9098.67.40X	LED COB	2x15,6W	2x2520 lm	3000 K	40°
9098.66.74X	LED COB	2x15,6W	2x2620 lm	4000 K	74°
9098.67.74X	LED COB	2x15,6W	2x2520 lm	3000 K	74°

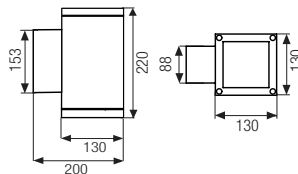


9099 □130



Monodirezionale - Mono direction light

9099.66.16X	LED COB	15,6W	2620 lm	4000 K	16°
9099.67.16X	LED COB	15,6W	2520 lm	3000 K	16°
9099.66.40X	LED COB	15,6W	2620 lm	4000 K	40°
9099.67.40X	LED COB	15,6W	2520 lm	3000 K	40°
9099.66.74X	LED COB	15,6W	2620 lm	4000 K	74°
9099.67.74X	LED COB	15,6W	2520 lm	3000 K	74°



BLITZ QUAD LED Cod. 9094 - 9095 : illuminazione a fascio largo.
 BLITZ QUAD LED Cod. 9094 - 9095 : wide beam.



9094 - 9095 LED □130



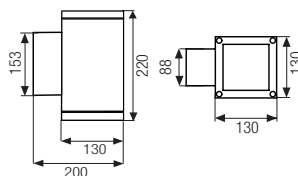
Bidirezionale - Double direction light

9094.45X	LED	2x17,6W	2x2270 lm	4000 K	
9094.46X	LED	2x17,6W	2x2125 lm	3000 K	



Monodirezionale - Mono direction light


9095.45X	LED	17,6W	2270 lm	4000 K	
9095.46X	LED	17,6W	2125 lm	3000 K	
● 9095.05X	LED PAR30 E27	9,5W	800 lm	4000 K	40°
● 9095.06X	LED PAR30 E27	9,5W	800 lm	3000 K	40°



● L'apparecchio viene fornito completo di lampadina
 Bulb enclosed with the luminaire

BLITZ QUAD A SOFFITTO

BLITZ QUAD A SOFFITTO

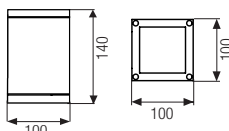


9087 □ 100
a soffitto/ceiling mounting



Monodirezionale - Mono direction light

9087.45X	LED	8,7W	1120 lm	4000 K
9087.46X	LED	8,7W	1050 lm	3000 K
● 9087.05X	LED GU10	4,9W	560 lm	4000 K
● 9087.06X	LED GU10	4,9W	560 lm	3000 K

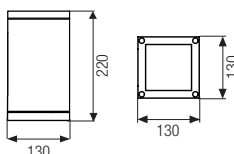


9097 □ 130
a soffitto/ceiling mounting



Monodirezionale - Mono direction light

9097.45X	LED	17,6W	2270 lm	4000 K
9097.46X	LED	17,6W	2125 lm	3000 K
● 9097.05X	LED PAR30 E27	9,5W	800 lm	4000 K 40°
● 9097.06X	LED PAR30 E27	9,5W	800 lm	3000 K 40°



BLITZ QUAD □ 150

BLITZ QUAD □ 150



9024 - 9025 □ 150



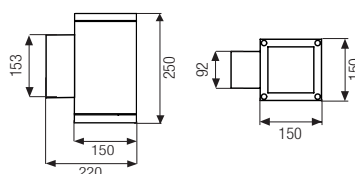
Monodirezionale - Mono direction light

9025.45X	LED	17,6W	2270 lm	4000 K
9025.46X	LED	17,6W	2125 lm	3000 K



Bidirezionale - Double direction light

9024.45X	LED	2x17,6W	2x2270 lm	4000 K
9024.46X	LED	2x17,6W	2x2125 lm	3000 K



- L'apparecchio viene fornito completo di lampadina
Bulb enclosed with the luminaire