

FOCUS 160

Design Athena

Il sistema a cavi Focus 160 può essere utilizzato in qualsiasi tipo di ambiente, sia lavorativo che domestico.

La vasta gamma di accessori e la versatilità del prodotto permettono di creare infinite varianti di sistemi, creando punti di luci in qualsiasi punto dell'ambiente in cui vengono collocati. Il cavo a 2 conduttori consente sia l'accensione alternata che l'accensione simultanea di tutti i corpi illuminanti. L'alimentazione può essere fatta in qualsiasi punto del sistema.

The cable system Focus 160 can be used in any type of locations, be it the workplace or home. The high variety of accessories and the versatility of the product give the possibility to create infinite variations of systems, creating light points in any point of the location in which they are placed. The 2-conductors cables permit the alternate turn on or the simultaneous turn on in all the enlightened bodies. Power supplies can be made in any part of the system.



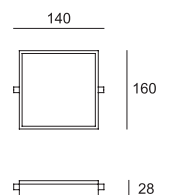
Sorgente Led orientabile
Adjustable Led lighting source

INTERASSE 160 MM



SORGENTE LED 12W - 220/240V


Code	Color	Led	Polycarbonate
0457	5 White	1 4000°K - 1200 lm 6 3000°K - 1000 lm	1 Trasparent 7 Orange 8 Red



Led CRI >80 CE IP 40 320

Sorgente Led orientabile
Adjustable Led source

INTERASSE 160 MM

SORGENTE LED **220/240V**

Code

0458

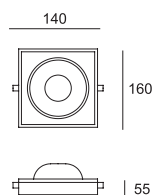
Color

5  White

Lamp

GU10 AR 111 Led

Polycarbonate






1  Trasparent7  Orange8  Red

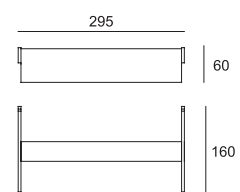
Sorgente Led orientabile
Adjustable Led source

INTERASSE 160 MM



SORGENTE LED ORIENTABILE 12W - 220/240V

Code	Color	Led
0490	5  White	1  4000°K - 1550 lm
	7  Grey	6  3000°K - 1450 lm
	9  Black	



Led CRI >90  CE IP 40   670 

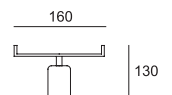
Faretti orientabili in metallo
Adjustable spotlight

INTERASSE 160 MM




FARETTO ORIENTABILE 220/240V

Code	Color	Lamp
0472	7 Grey	E27 60W max E27 Led




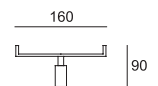
Sorgente Led orientabile
Adjustable Led source

INTERASSE 160 MM




1 FARETTO ORIENTABILE 220/240V

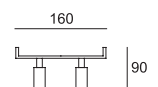
Code	Color	Lamp
O434	1  Chrome	GU10 1 Led GU10 1 AR 111 Led



CE IP 20   
170

2 FARETTI ORIENTABILI 220/240V

Code	Color	Lamp
O435	1  Chrome	GU10 2 Led GU10 2 AR 111 Led



CE IP 20   
280

ACCESSORI FOCUS 160



CAVO

Cavo a due conduttori in rame e uno in acciaio per accensioni alternate. Idoneo per l'applicazione di apparecchi in classe II

2 copper connection cables and one steel cable to obtain alternated lighting fitted for lamps CL II

Code

0200



ALIMENTAZIONE

Alimentazione parete/soffitto applicabile in qualsiasi punto del sistema (senza cavi)

Ceiling fitted leaders that can be applied to any point of the system (without cables)

Code

0202



Color

7 Grey



SOSTEGNO

Coppia sostegno cavi per tesate molto lunghe o quando vi siano numerosi corpi lampade, H max 2000 mm.

Twin support cables for long sections or with many lamps, H max 2000 mm.

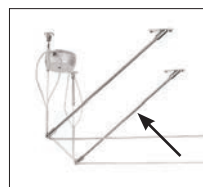
Code

0203



Color

1 Chrome



DISTANZIATORE

Distanziatore per tendere i cavi a soffitto in assenza di pareti, H max 300 mm.

Distance piece for tightening cables to ceiling without walls, H max 300 mm.

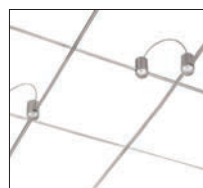
Code

0204



Color

1 Chrome



ALIMENTAZIONE

Coppia cavi alimentazione

Twin power supply cables


Code

0205



Color

7 Grey



DEVIATORI

Coppia deviatori a parete

Wall deviation twin set

Code

0206



Color

7 Grey



ANGOLARE

Supporto angolare parete 90°-120°

Angular wall support 90°-120°


Code

0207



Color

7 Grey



STAFFE

Coppia staffa sostegno + rinforzo per staffa altezza massima 250 mm

Couple ceiling support bracket + reinforcements bracket max height 250 mm


Code

0208



Color

1 Chrome



TENDICAVO

Kit tendicavo snodato composto da 4 tiranti e 4 isolanti - Interasse 160 mm

Jointed cable 4 tightening and 4 insulating - Distance 160 mm

Code

0209



Color

1 Chrome



TENDICAVO

Kit tendicavo snodato composto da 4 tiranti, 2 isolanti e scatola per alimentazione elettrica interasse 160 mm

Jointed cable composed by 4 tightening, 2 insulating and electrical connectors, distance 160 mm

Code

Color

0210

7 ■ Grey



CURVA

Kit per curve da 45° a 120° composto da staffa e rinforzo, H max 250 mm.

Kit for a curve from 45° to 120° degrees, composed by bracket and reinforcement, H max 250 mm.

Code

Color

0214

1 ■ Chrome

