



LID WALL



LID



LID WALL

Segnapasso per installazione a parete a luce indiretta. Disponibile in due dimensioni BIG e MINI costituito da:

- Struttura in alluminio pressofuso verniciato
- Diffusore in vetro temperato
- Guarnizioni in silicone
- Viti di chiusura in acciaio inox
- Verniciatura in polveri poliestere ad elevata resistenza ai raggi ultravioletti e alla corrosione

Path marker light wall luminaire. Available in two sizes BIG and MINI constructed of:

- Painted die-cast aluminium structure
- Tempered glass diffuser
- Silicon gaskets
- Stainless steel screws
- Painting using high resistance to UV and corrosion polyester powders



LID WALL STELO

Apparecchio per esterni costituito da:

- Corpo in alluminio pressofuso verniciato
- Palo in acciaio inox AISI 430 verniciato
- Diffusore in vetro satinato

Outdoor post luminaire constructed of:

- Painted die-cast aluminium body
- Painted stainless steel AISI 430 post
- Satin glass diffuser



Colori - Colours

X=9  Anthracite


X=4  Silver



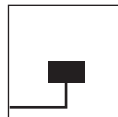
LID WALL
Installazione a parete
Wall mounting



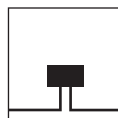
LID 503
Incasso a parete
Recessed wall version



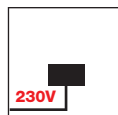
LID WALL STELO
Installazione a terra
Floor mounting



per/for cod. 3873-3876-3878
Entrata singola cavi di alimentazione
Single power supply cables input



per/for cod. 3870
Doppia entrata cavi di alimentazione
Double power supply cables input



LED
Led a tensione di rete 220/240V 50/60Hz.
Connessione diretta alla rete di alimentazione senza necessità di alimentatore.
LED's direct operation at 220/240V 50/60Hz.
No power supply is required.



IK 10



L'emissione di luce verso il basso è nel pieno rispetto delle leggi contro l'inquinamento luminoso.

The direct light emission is in full compliance with standard light pollution directives



cod. CS 503 per/for cod. 3875
Cassaforma in tecnopolimero per vano ad incasso 104x73 mm - h 50 mm
Technopolymer holder to be recessed into the wall 104x73 mm - h 50 mm

Cod. 3875
Fornito completo di cassaforma
The holder is enclosed



LID WALL


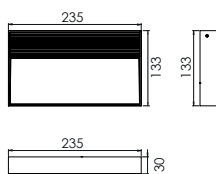
LID WALL



3870 BIG

LID WALL BIG

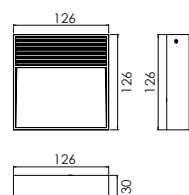
| | | | | |
|-----------------|-----|-----|---------|--------|
| 3870.66X | LED | 13W | 1510 lm | 4000 K |
| 3870.67X | LED | 13W | 1410 lm | 3000 K |



3873 MINI


LID WALL MINI

| | | | | |
|-----------------|-----|----|--------|--------|
| 3873.66X | LED | 5W | 580 lm | 4000 K |
| 3873.67X | LED | 5W | 540 lm | 3000 K |



LID 503

LID 503

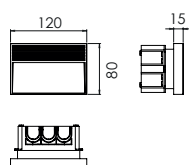


3875

LID 503

Segnapasso a parete a luce indiretta per scatola normalizzata 503 da murare
Path marker light wall recessed luminaire in normalized plastic box 503

| | | | | |
|-----------------|-----|----|--------|--------|
| 3875.66X | LED | 5W | 580 lm | 4000 K |
| 3875.67X | LED | 5W | 540 lm | 3000 K |



LID WALL STELO

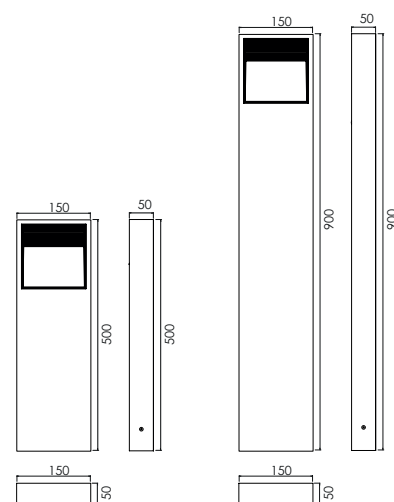
LID WALL STELO



3876 H 500
3878 H 900

| | | | | |
|-----------------|-----|----|--------|--------|
| 3876.66X | LED | 5W | 580 lm | 4000 K |
| 3876.67X | LED | 5W | 540 lm | 3000 K |

| | | | | |
|-----------------|-----|----|--------|--------|
| 3878.66X | LED | 5W | 580 lm | 4000 K |
| 3878.67X | LED | 5W | 540 lm | 3000 K |




LID

Apparecchio da incasso a parete a luce indiretta costituito da:

- Corpo in alluminio pressofuso verniciato
- Diffusore in vetro temperato
- Parabola riflettente in alluminio
- Guarnizioni in silicone
- Viti di chiusura in acciaio inox
- Cassaforma a muro in tecnopolimero
- Verniciatura in polveri poliesteri ad elevata resistenza ai raggi ultravioletti e alla corrosione

Indirect light recessed wall luminaire constructed of:

- Painted die-cast aluminium body
- Tempered glass diffuser
- Aluminium reflector
- Silicon gaskets
- Stainless steel screws
- Technopolymer wall holder
- Painting using high resistance to UV and corrosion polyester powders



Colori - Colours

X=9  Antracite

X=4  Silver

Diffusore - Diffuser

Codice-Code 00 3070 - 00 3071
00 3072 - 00 3073
00 3074 - 00 3079

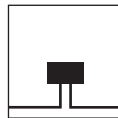
Gli apparecchi vengono forniti completi di cassaforma
The holder is enclosed with the luminaire



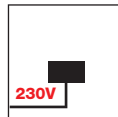
LID
Incasso a parete
Recessed wall version



La cassaforma deve essere installata a filo muro.
Holder must be recessed flush with the wall surface



Doppia entrata
cavi di alimentazione
Double power supply cables input



LED
Led a tensione di rete 220/240V 50/60Hz.
Connessione diretta alla rete di alimentazione
senza necessità di alimentatore.
LED's direct operation at 220/240V 50/60Hz.
No power supply is required.



LID



L'emissione di luce verso il basso è nel pieno rispetto delle leggi contro l'inquinamento luminoso.

The direct light emission is in full compliance with standard light pollution directives



cod. CS 30 per/for cod. 3070 - 3071 - 3072
Cassaforma in tecnopolimero per vano ad incasso 143x244 mm - h 112 mm
Technopolymer holder to be recessed into the wall 143x244 mm - h 112 mm



cod. CS 73 per/for cod. 3073
Cassaforma in tecnopolimero per vano ad incasso 132x132 mm - h 61 mm
Technopolymer holder to be recessed into the wall 132x132 mm - h 61 mm


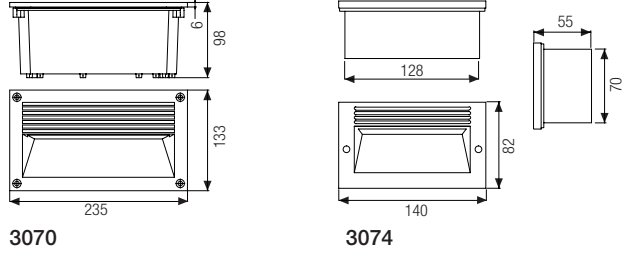


cod. CS 79 per/for cod. 3074 - 3079
Cassaforma in tecnopolimero per vano ad incasso 128x70 mm - h 55 mm
Technopolymer holder to be recessed into the wall 128x70 mm - h 55 mm



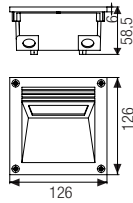
3070 - 3074

| | | | | |
|-----------------|-----|-----|---------|--------|
| 3070.55X | LED | 13W | 1790 lm | 4000 K |
| 3070.56X | LED | 13W | 1790 lm | 3000 K |
| 3074.66X | LED | 4W | 380 lm | 4000 K |
| 3074.67X | LED | 4W | 360 lm | 3000 K |




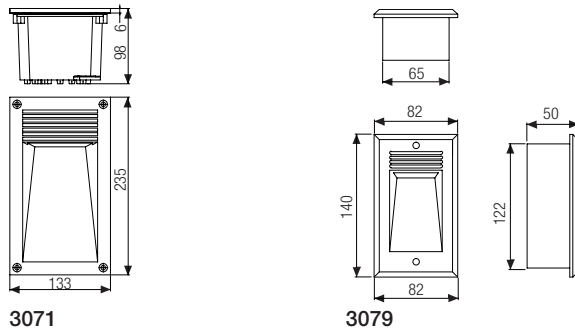
3073

| | | | | |
|-----------------|-----|----|--------|--------|
| 3073.66X | LED | 4W | 510 lm | 4000 K |
| 3073.67X | LED | 4W | 500 lm | 3000 K |



3071 - 3079

| | | | | |
|-----------------|-----|------|---------|--------|
| 3071.66X | LED | 8,7W | 1120 lm | 4000 K |
| 3071.67X | LED | 8,7W | 1050 lm | 3000 K |
| 3079.66X | LED | 4W | 380 lm | 4000 K |
| 3079.67X | LED | 4W | 360 lm | 3000 K |



3072

| | | | | |
|-----------------|-----|----|---------|--------|
| 3072.00X | LED | 8W | E27 | |
| 3072.55X | LED | 9W | 1240 lm | 4000 K |
| 3072.56X | LED | 9W | 1160 lm | 3000 K |

