





BOX



DIXIE

DIXIE STELO



BOX

Apparecchio da parete per illuminazione di interni e di esterni ad emissione di luce con varie aperture di fasci luminosi costituito da:

- Struttura in alluminio pressofuso verniciato
- Vetri piani temperati e/o lenti
- Parabola riflettente in alluminio
- Guarnizioni in silicone
- Viti di chiusura in acciaio inox
- Verniciatura in polveri poliestere ad elevata resistenza ai raggi ultravioletti e alla corrosione

Wall outdoor and indoor luminaire with various light beams constructed of:

- Painted die-cast aluminium structure
- Tempered glasses or/and lenses
- Aluminium reflector
- Silicon gaskets
- Stainless steel screws
- Painting using high resistance to UV and corrosion polyester powders



Colori - Colours

X=9  Antracite
Anthracite

X=4  Silver

Diffusore - Diffuser


Codice-Code 00 6041
vetro / glass

Codice-Code 04 6045
lente / lens

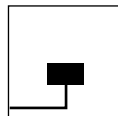
Le lampadine vengono fornite solo su richiesta

Bulbs supplied only on request

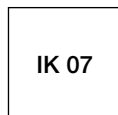
Classe energetica : vedi pag. 356
Energy class : see page 356

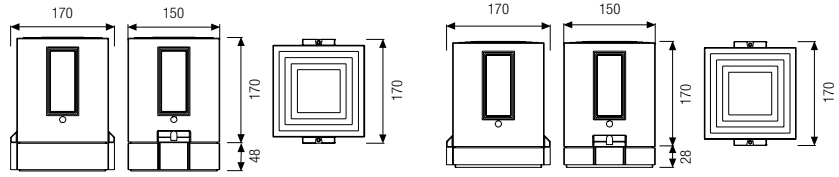


Installazione a parete
Wall mounting





Entrata singola cavi di alimentazione
Single power supply cables input





 HIT 35W G12



 QT32 100W E27




6045

Monodirezionale con 1 lente fascio stretto

Mono direction light with 1 narrow light beam lens

6045.10X		QT32	100W	E27
6045.35X		HIT	35W	G12



6046

Bidirezionale con 2 lenti fascio stretto

Double direction light with 2 narrow light beams lenses

6046.10X		QT32	100W	E27
6046.35X		HIT	35W	G12



6048

4 lenti fascio stretto

4 narrow light beam lenses

6048.10X		QT32	100W	E27
6048.35X		HIT	35W	G12